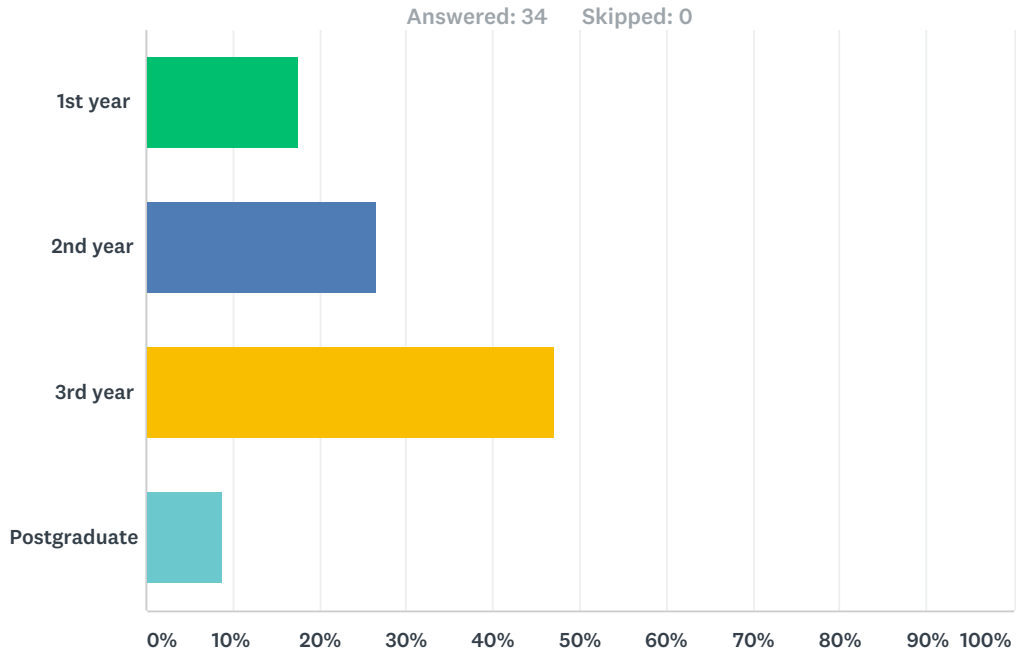
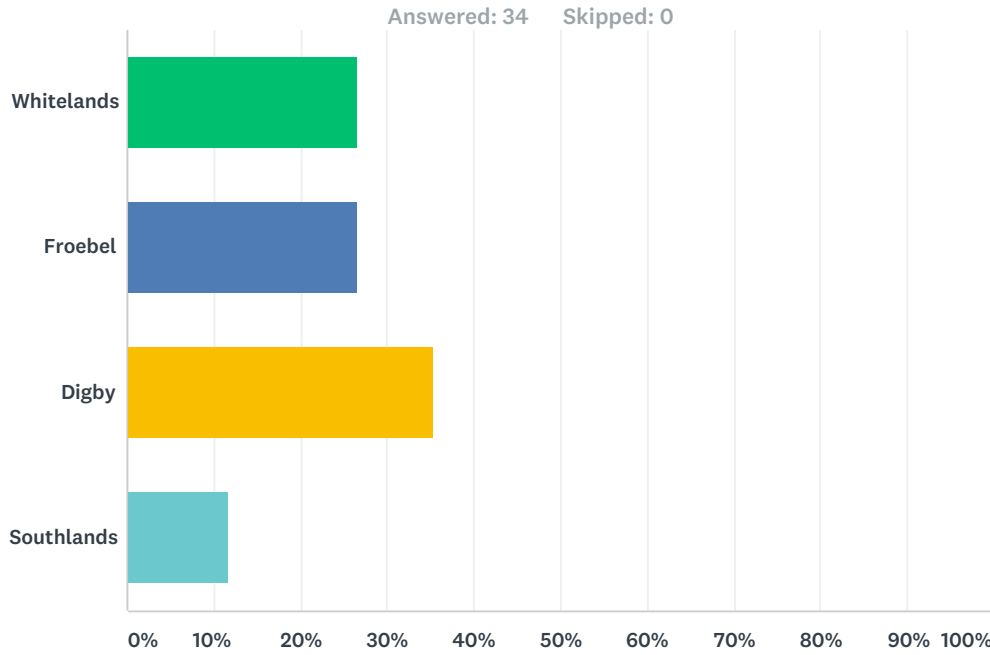


Q1 Year of study?



Answer Choices	Responses
1st year	17.65% 6
2nd year	26.47% 9
3rd year	47.06% 16
Postgraduate	8.82% 3
Total	34

Q2 What College do you affiliate with?

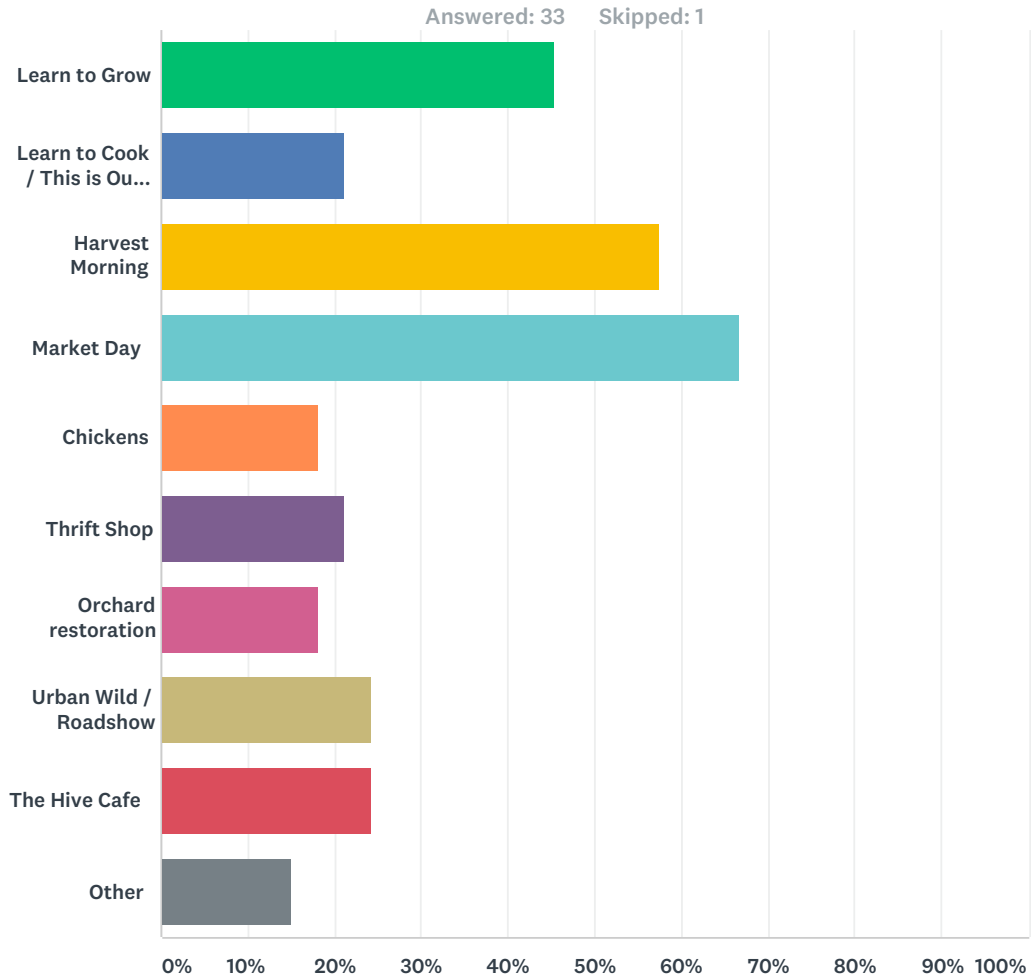


Answer Choices	Responses
Whitelands	26.47% 9
Froebel	26.47% 9
Digby	35.29% 12
Southlands	11.76% 4
Total	34

Q3 What course do you study?

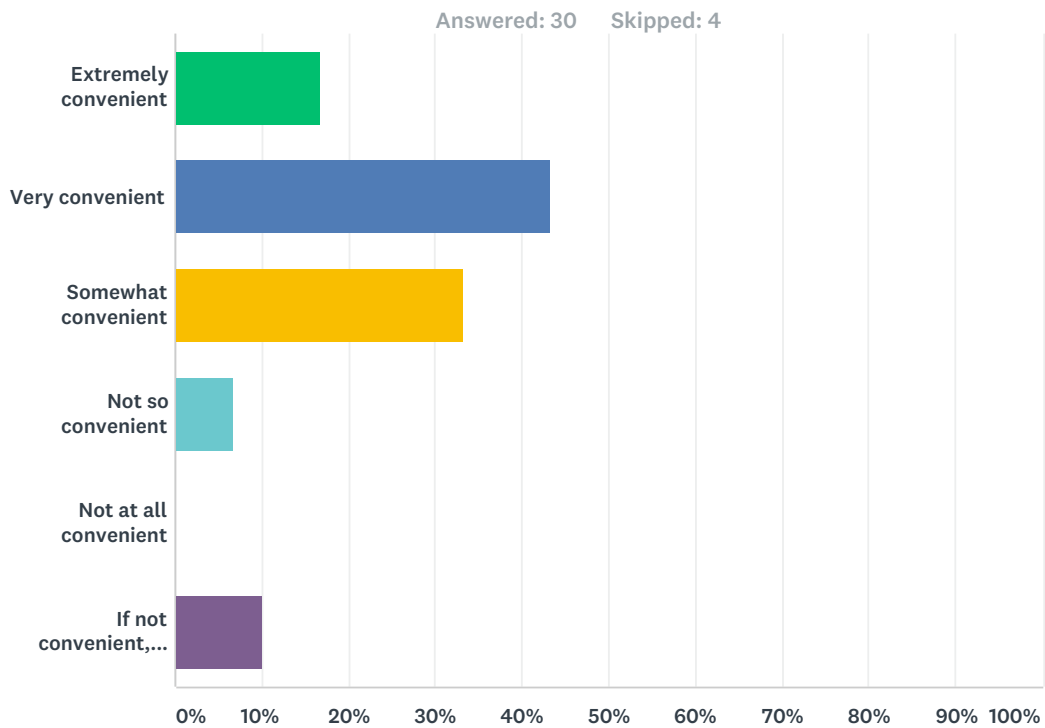
Answered: 34 Skipped: 0

Q4 In what way(s) have you engaged with Growhampton?



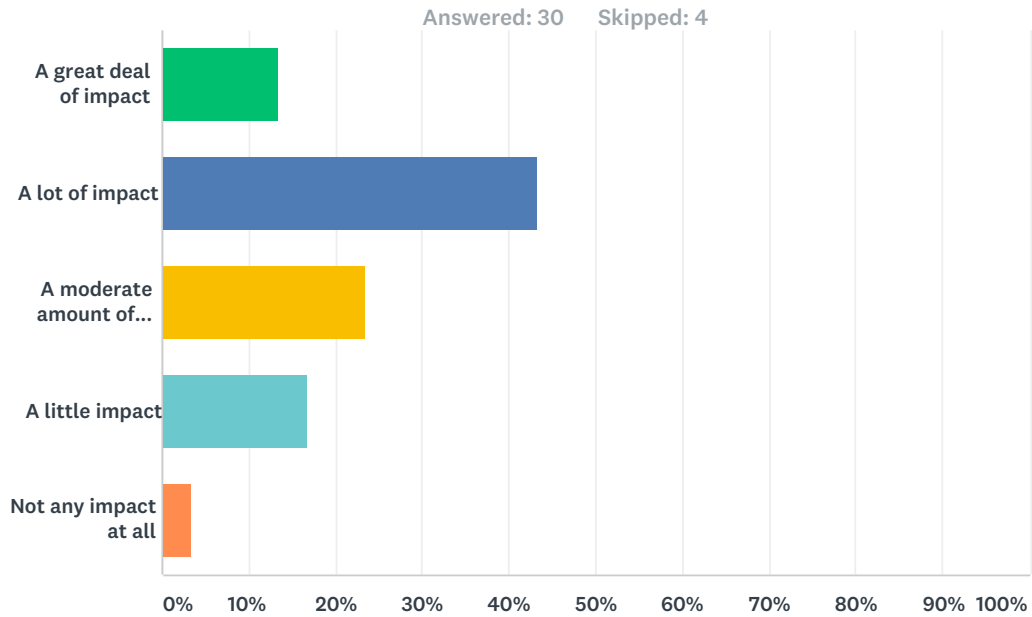
Answer Choices	Responses	Count
Learn to Grow	45.45%	15
Learn to Cook / This is Our Jam	21.21%	7
Harvest Morning	57.58%	19
Market Day	66.67%	22
Chickens	18.18%	6
Thrift Shop	21.21%	7
Orchard restoration	18.18%	6
Urban Wild / Roadshow	24.24%	8
The Hive Cafe	24.24%	8
Other	15.15%	5
Total Respondents: 33		

Q5 Finding the time for extracurricular activities whilst at uni can be challenging, how convenient were the volunteer training sessions at Growhampton?



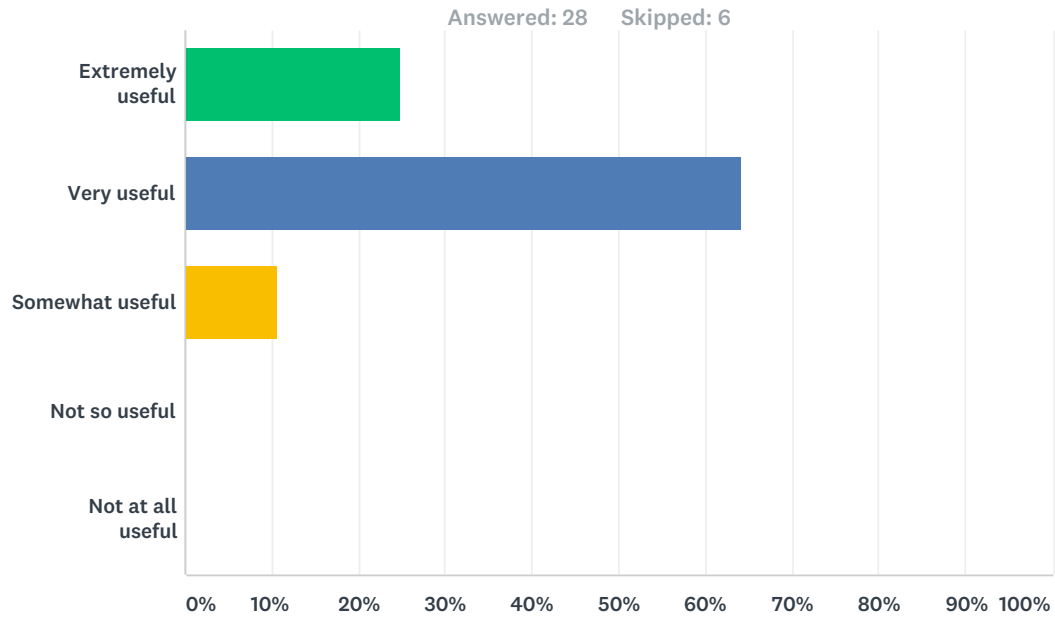
Answer Choices	Responses	Count
Extremely convenient	16.67%	5
Very convenient	43.33%	13
Somewhat convenient	33.33%	10
Not so convenient	6.67%	2
Not at all convenient	0.00%	0
If not convenient, why?	10.00%	3
Total Respondents: 30		

Q6 How much of an impact do you feel your volunteer work with Growhampton has had?



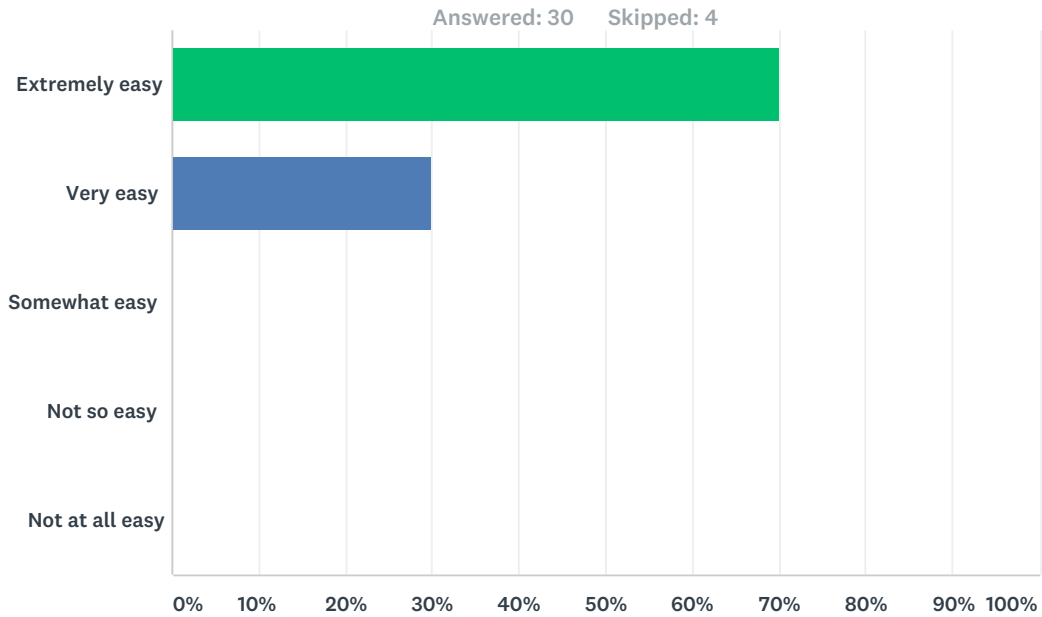
Answer Choices	Responses	Count
A great deal of impact	13.33%	4
A lot of impact	43.33%	13
A moderate amount of impact	23.33%	7
A little impact	16.67%	5
Not any impact at all	3.33%	1
Total		30

Q7 How useful were the volunteer training sessions at Growhampton?



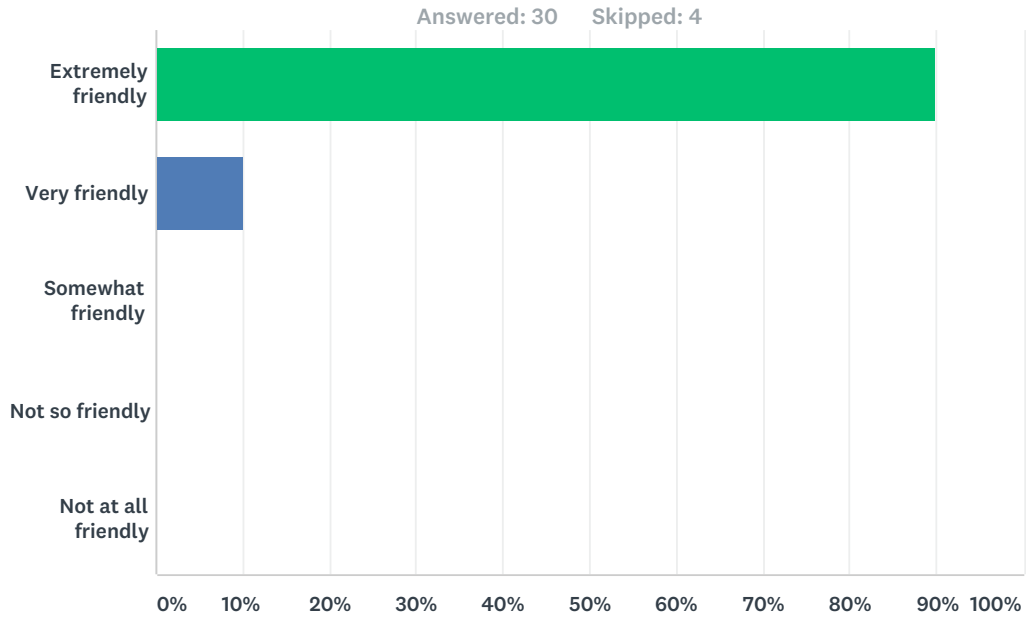
Answer Choices	Responses
Extremely useful	25.00% 7
Very useful	64.29% 18
Somewhat useful	10.71% 3
Not so useful	0.00% 0
Not at all useful	0.00% 0
Total	28

Q8 How easy was it to get along with the other volunteers at Growhampton?



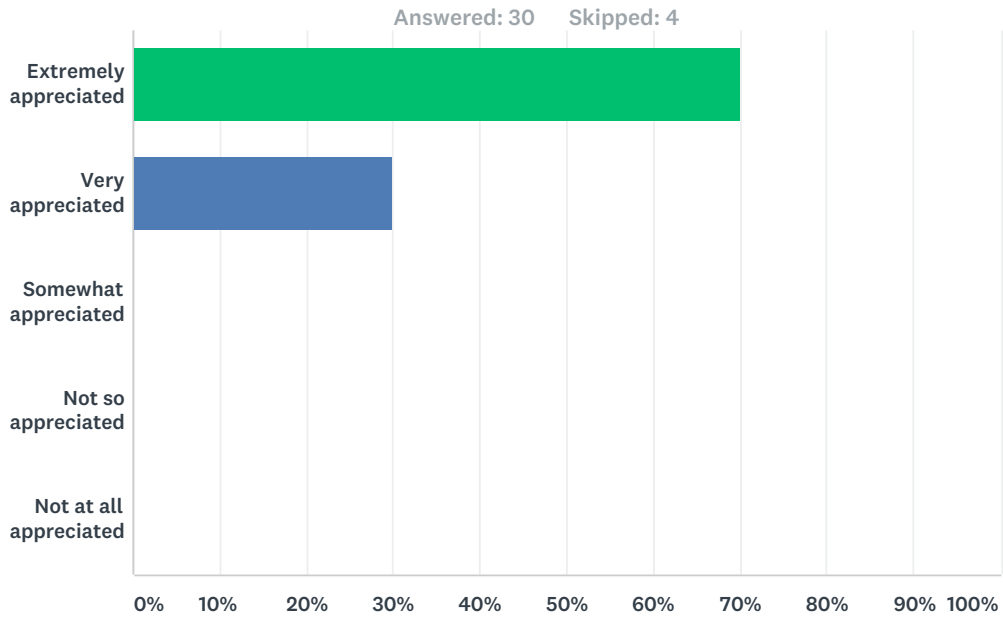
Answer Choices	Responses	
Extremely easy	70.00%	21
Very easy	30.00%	9
Somewhat easy	0.00%	0
Not so easy	0.00%	0
Not at all easy	0.00%	0
Total		30

Q9 How friendly are the staff at Growhampton?



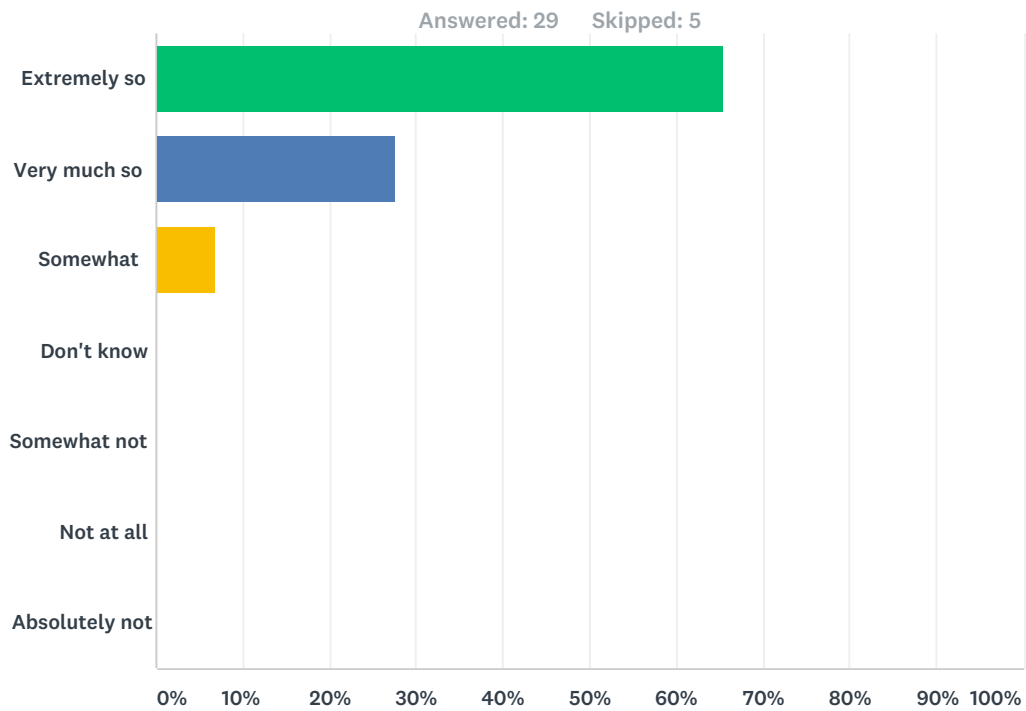
Answer Choices	Responses	
Extremely friendly	90.00%	27
Very friendly	10.00%	3
Somewhat friendly	0.00%	0
Not so friendly	0.00%	0
Not at all friendly	0.00%	0
Total		30

Q10 How appreciated did the Growhampton staff member(s) make you feel?



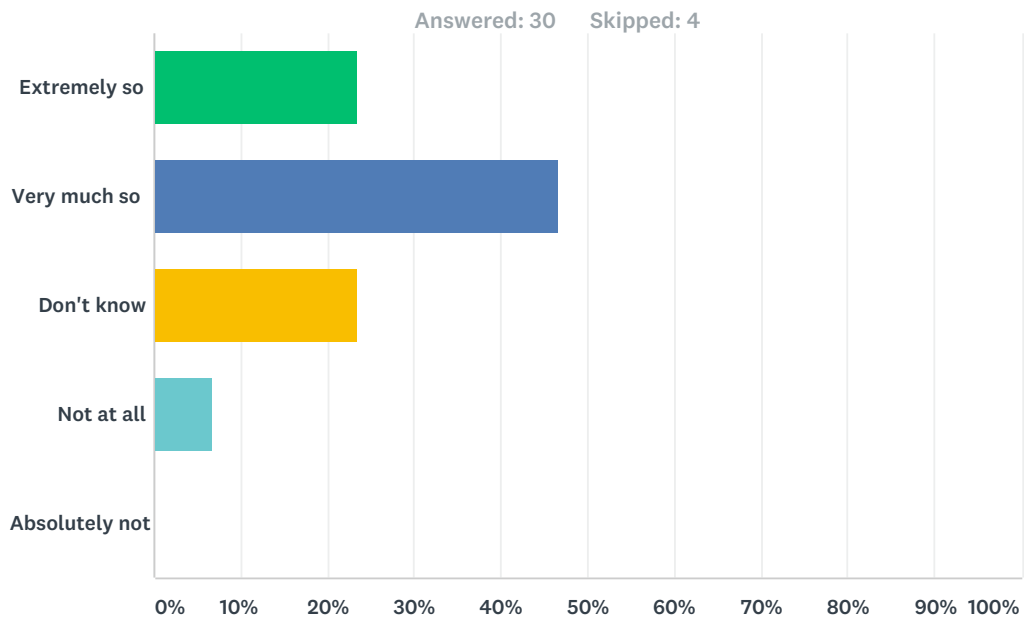
Answer Choices	Responses	Count
Extremely appreciated	70.00%	21
Very appreciated	30.00%	9
Somewhat appreciated	0.00%	0
Not so appreciated	0.00%	0
Not at all appreciated	0.00%	0
Total		30

Q11 Is Growhampton contributing positively to your experience at university?



Answer Choices	Responses	
Extremely so	65.52%	19
Very much so	27.59%	8
Somewhat	6.90%	2
Don't know	0.00%	0
Somewhat not	0.00%	0
Not at all	0.00%	0
Absolutely not	0.00%	0
Total		29

Q12 Do you feel that the university engages its students with environment and sustainability?

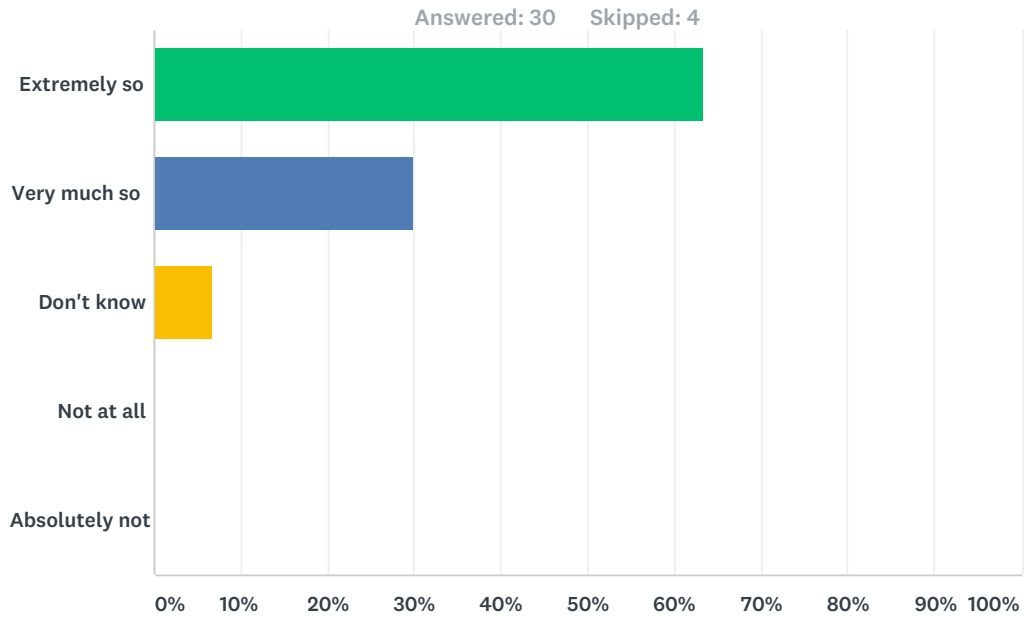


Answer Choices	Responses
Extremely so	23.33% 7
Very much so	46.67% 14
Don't know	23.33% 7
Not at all	6.67% 2
Absolutely not	0.00% 0
Total	30

Q13 In what way(s) does the university engage its students with environment and sustainability?

Answered: 22 Skipped: 12

Q14 Do you feel that Growhampton engage students with environment and sustainability?

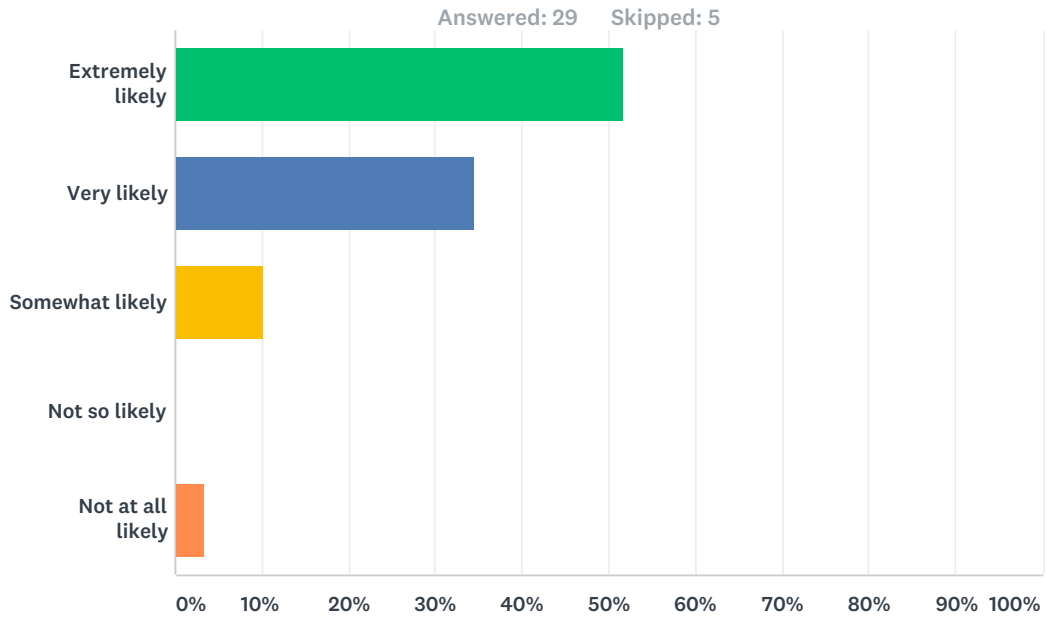


Answer Choices	Responses
Extremely so	63.33% 19
Very much so	30.00% 9
Don't know	6.67% 2
Not at all	0.00% 0
Absolutely not	0.00% 0
Total	30

Q15 In what way(s) does Growhampton engage students with environment and sustainability across the university landscape?

Answered: 19 Skipped: 15

Q16 How likely are you to continue volunteering with Growhampton in the future?

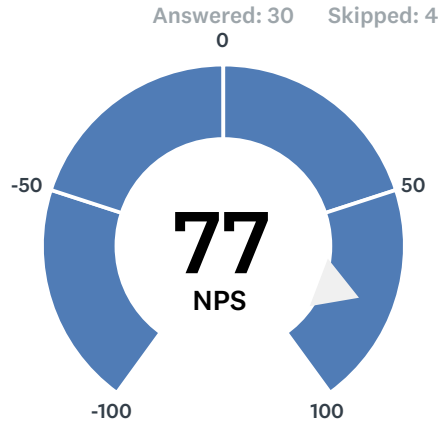


Answer Choices	Responses	
Extremely likely	51.72%	15
Very likely	34.48%	10
Somewhat likely	10.34%	3
Not so likely	0.00%	0
Not at all likely	3.45%	1
Total		29

Q17 In a typical month, about how many hours do you volunteer?

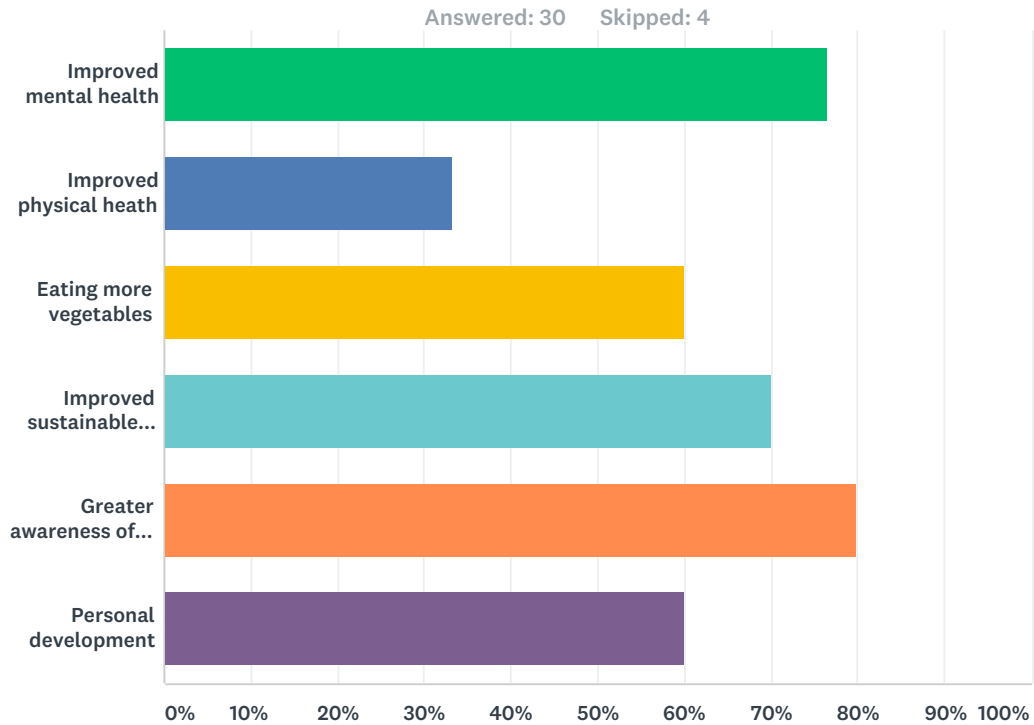
Answered: 24 Skipped: 10

Q18 How likely is it that you would recommend Growhampton to a friend or colleague?



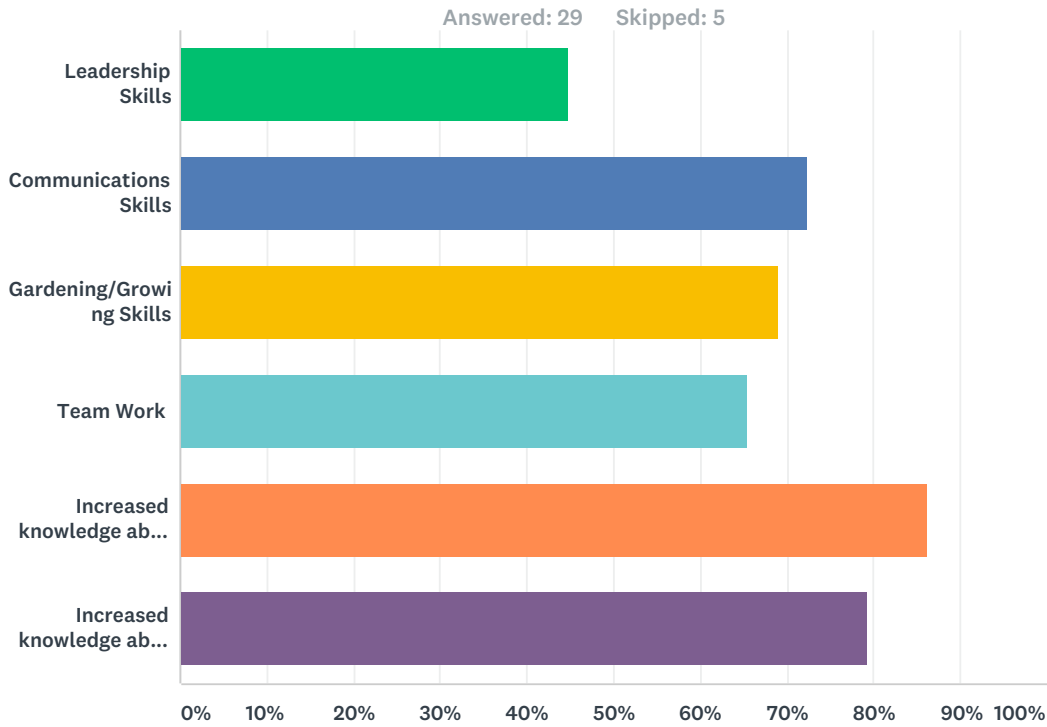
DETRACTORS (0-6)	PASSIVES (7-8)	PROMOTERS (9-10)	NET PROMOTER® SCORE
0	23%	77%	77
0	7	23	

Q19 In what way(s) have volunteering with Growhampton benefited you?



Answer Choices	Responses	Count
Improved mental health	76.67%	23
Improved physical health	33.33%	10
Eating more vegetables	60.00%	18
Improved sustainable consumer choices	70.00%	21
Greater awareness of environment and sustainability	80.00%	24
Personal development	60.00%	18
Total Respondents: 30		

Q20 What skills do you feel you have gained from volunteering with Growhampton?



Answer Choices	Responses
Leadership Skills	44.83% 13
Communications Skills	72.41% 21
Gardening/Growing Skills	68.97% 20
Team Work	65.52% 19
Increased knowledge about sustainability	86.21% 25
Increased knowledge about food	79.31% 23
Total Respondents: 29	

Q21 Is there anything we can improve on or do better moving forward?

Answered: 13 Skipped: 21

Q22 Other comments?

Answered: 9 Skipped: 25

Q23 As a thank you for taking the time to fill in this survey, you can enter in a prize draw. Please leave your email address in the box below if you would like to participate.

Answered: 23 Skipped: 11