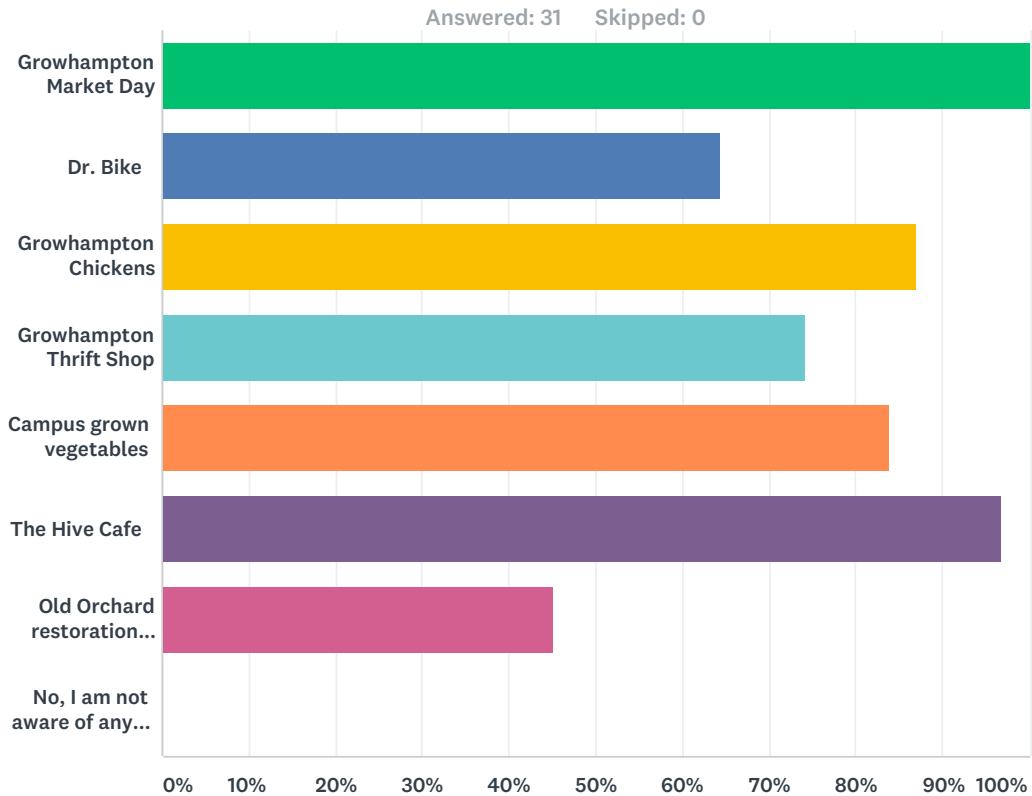


Q1 In what department do you work at the university.

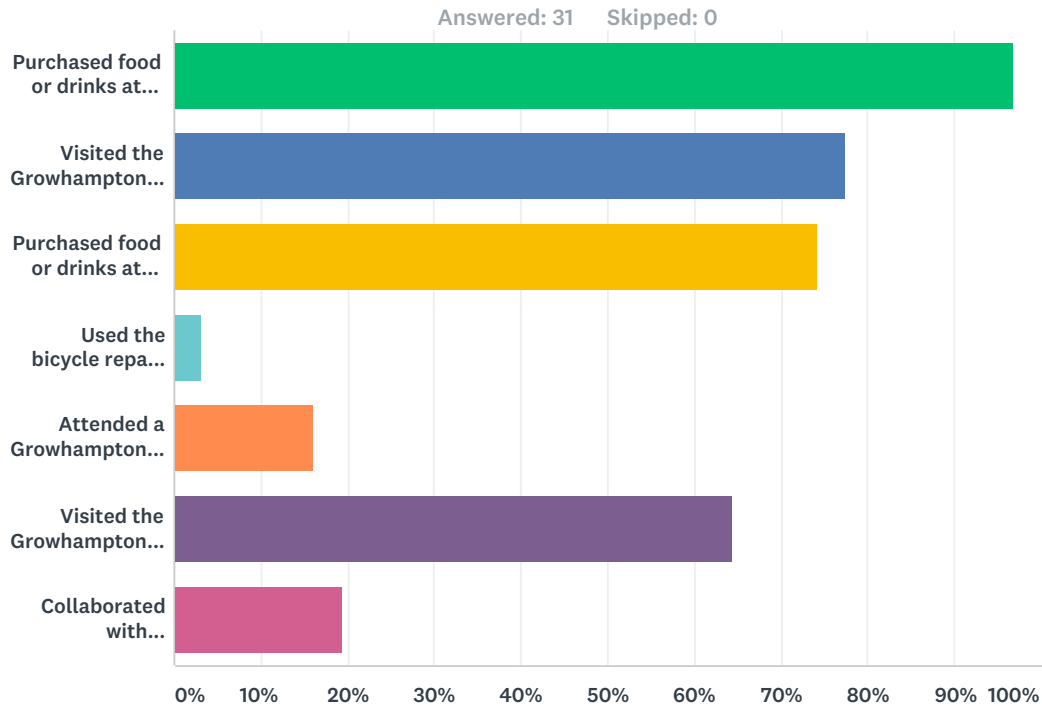
Answered: 27 Skipped: 4

Q2 In the last eight months, have you been aware of or seen any of the following activities:



Answer Choices	Responses	Count
Growhampton Market Day	100.00%	31
Dr. Bike	64.52%	20
Growhampton Chickens	87.10%	27
Growhampton Thrift Shop	74.19%	23
Campus grown vegetables	83.87%	26
The Hive Cafe	96.77%	30
Old Orchard restoration sessions	45.16%	14
No, I am not aware of any of these activities	0.00%	0
Total Respondents: 31		

Q3 Which of the following Growhampton activities have you participated in?



Answer Choices	Responses
Purchased food or drinks at the Hive Cafe	96.77% 30
Visited the Growhampton Farmers Market	77.42% 24
Purchased food or drinks at the Growhampton Farmers Market	74.19% 23
Used the bicycle repair service	3.23% 1
Attended a Growhampton event	16.13% 5
Visited the Growhampton chickens.	64.52% 20
Collaborated with Growhampton to deliver any aspect of your role	19.35% 6
Total Respondents: 31	

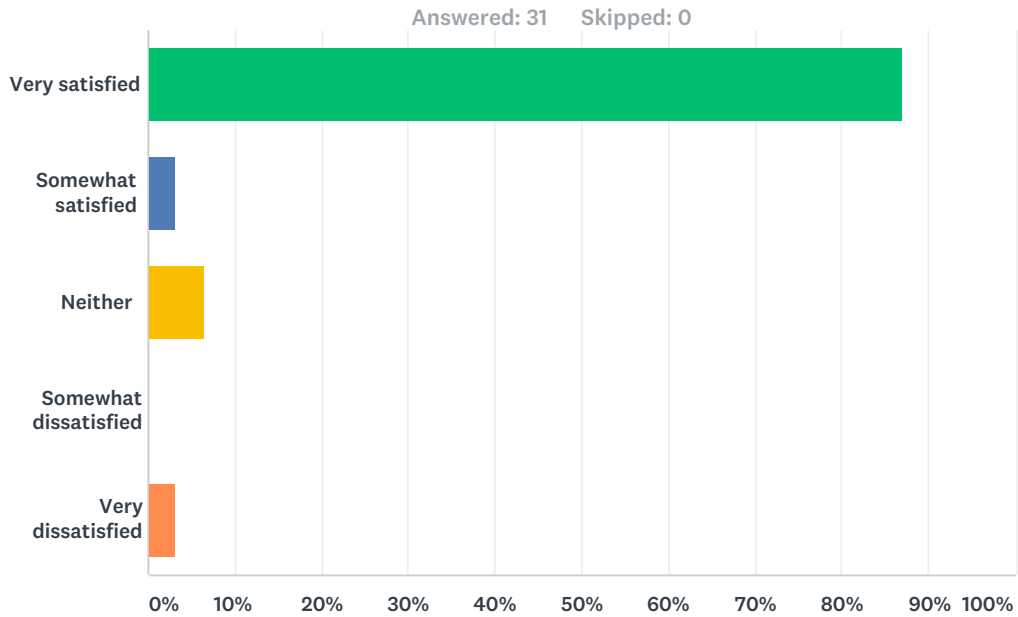
Q4 If you have visited the Hive Cafe in the last eight months, do you have any suggestions or improvements for the cafe?

Answered: 23 Skipped: 8

Q5 If you have visited the Growhampton Farmers Market in the last eight months, do you have any suggestions or improvements for the market?

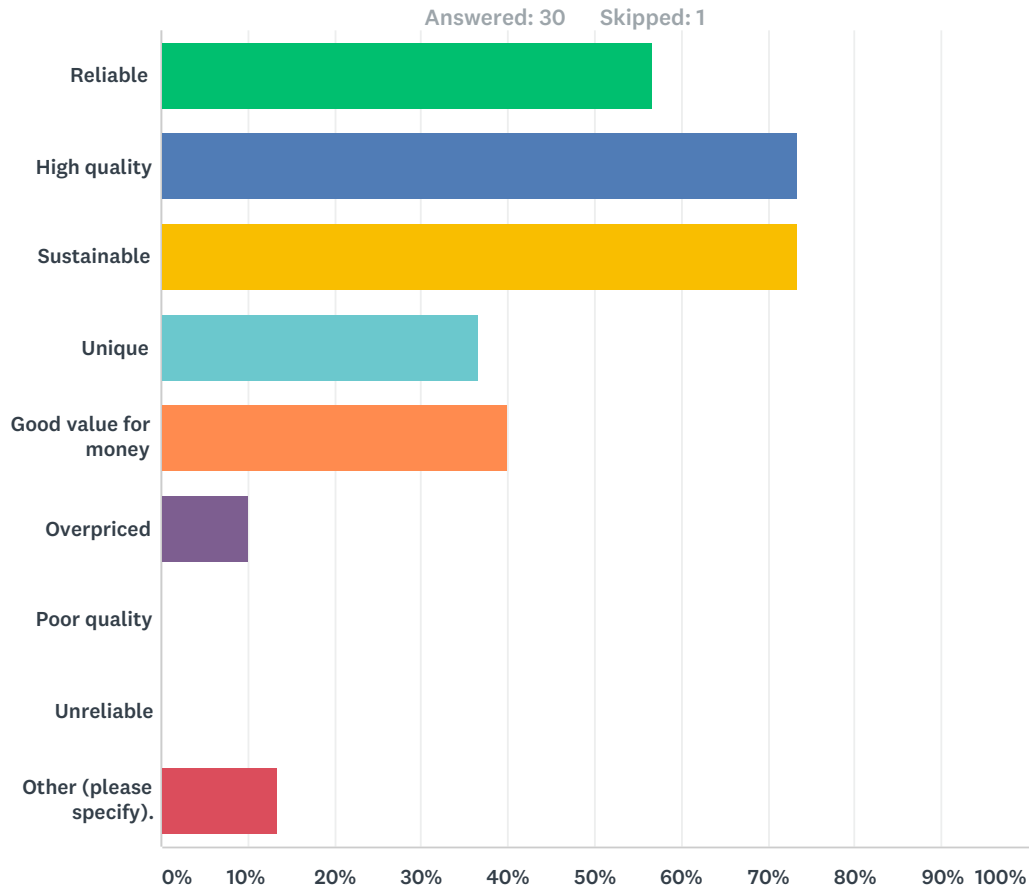
Answered: 18 Skipped: 13

Q6 Overall, how satisfied or dissatisfied are you with Growhampton?



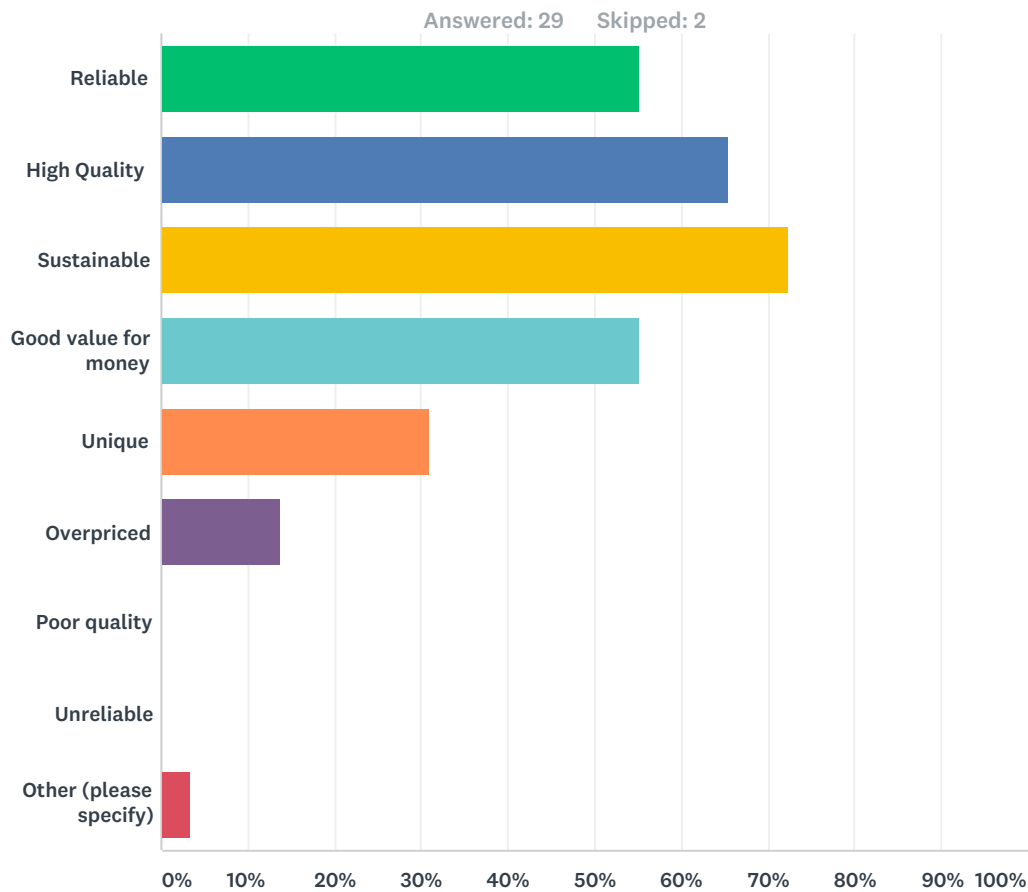
Answer Choices	Responses	Count
Very satisfied	87.10%	27
Somewhat satisfied	3.23%	1
Neither	6.45%	2
Somewhat dissatisfied	0.00%	0
Very dissatisfied	3.23%	1
Total		31

Q7 Which of the following words would you use to describe our products sold in the Hive Cafe? Select all that apply.



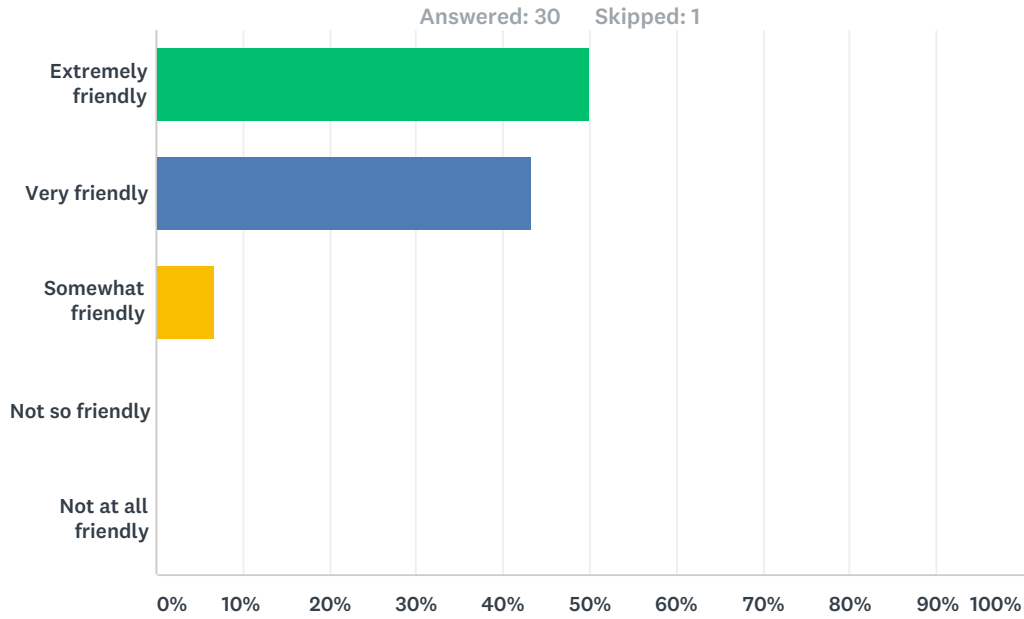
Answer Choices	Responses
Reliable	56.67% 17
High quality	73.33% 22
Sustainable	73.33% 22
Unique	36.67% 11
Good value for money	40.00% 12
Overpriced	10.00% 3
Poor quality	0.00% 0
Unreliable	0.00% 0
Other (please specify).	13.33% 4
Total Respondents: 30	

Q8 Which of the following words would you use to describe the products sold at the Growhampton Farmers Market? Select all that apply.



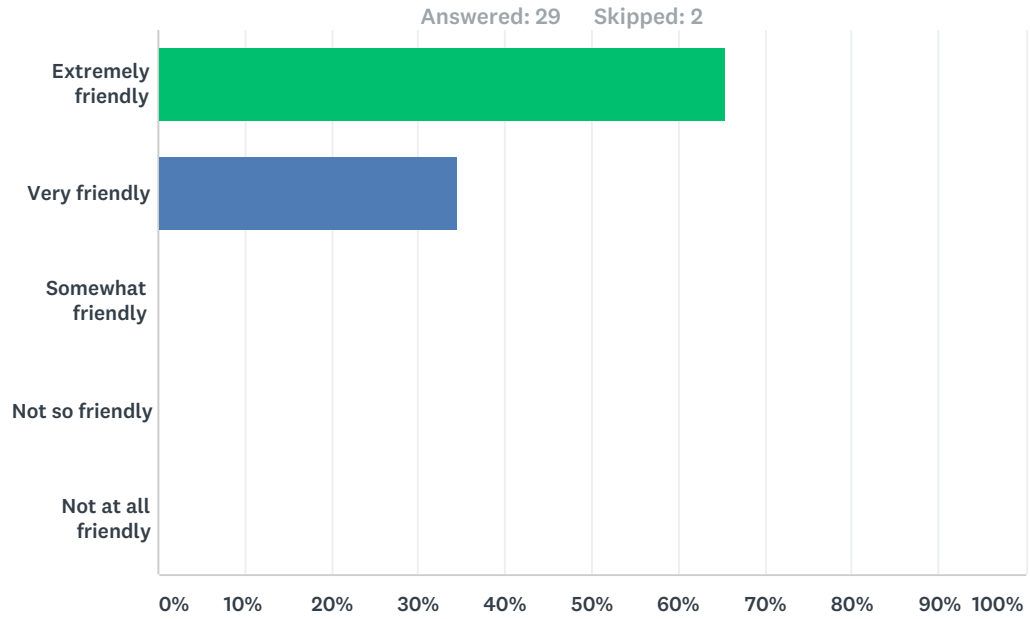
Answer Choices	Responses
Reliable	55.17% 16
High Quality	65.52% 19
Sustainable	72.41% 21
Good value for money	55.17% 16
Unique	31.03% 9
Overpriced	13.79% 4
Poor quality	0.00% 0
Unreliable	0.00% 0
Other (please specify)	3.45% 1
Total Respondents: 29	

Q9 How friendly is the staff in the Hive Cafe?



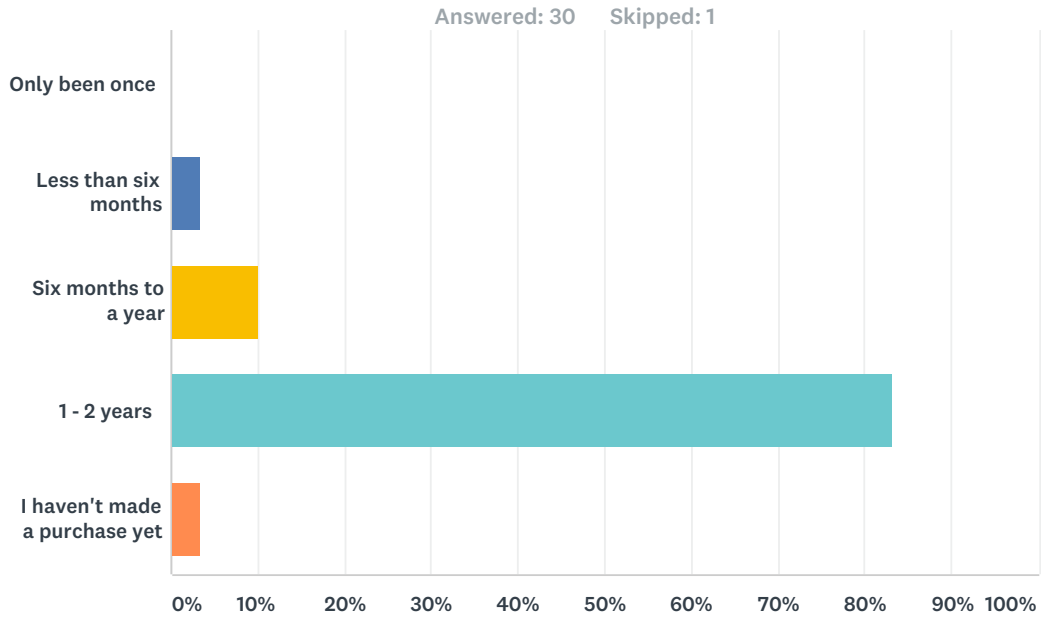
Answer Choices	Responses	Count
Extremely friendly	50.00%	15
Very friendly	43.33%	13
Somewhat friendly	6.67%	2
Not so friendly	0.00%	0
Not at all friendly	0.00%	0
Total		30

Q10 How friendly is the staff at Growhampton?



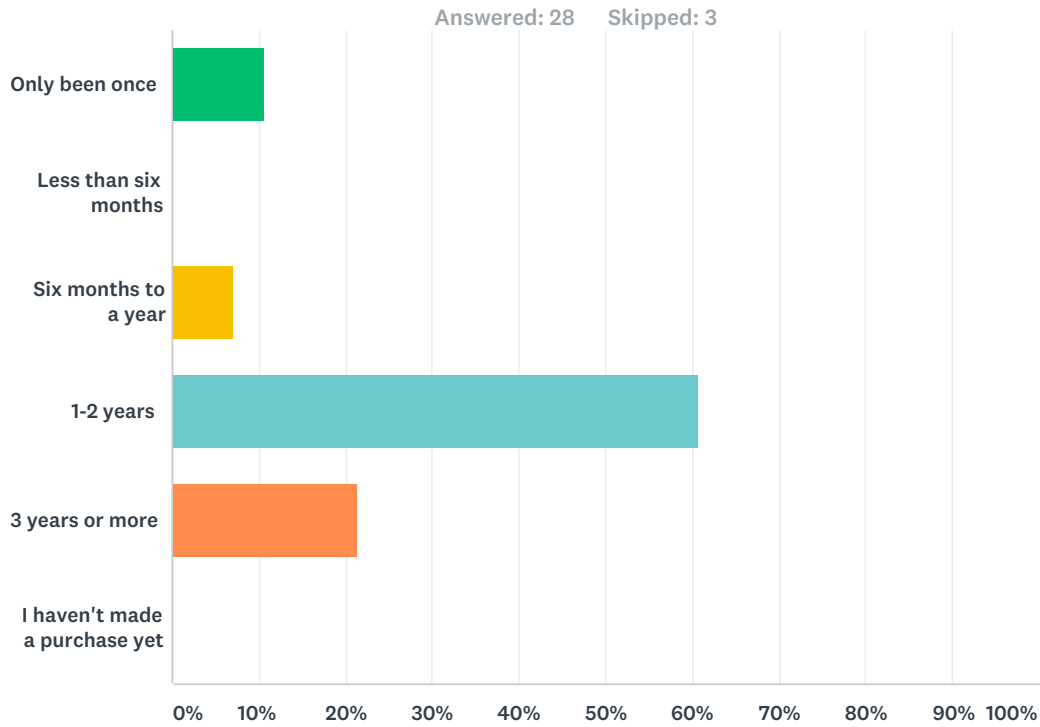
Answer Choices	Responses	
Extremely friendly	65.52%	19
Very friendly	34.48%	10
Somewhat friendly	0.00%	0
Not so friendly	0.00%	0
Not at all friendly	0.00%	0
Total		29

Q11 How long have you been a customer of the Hive Cafe?



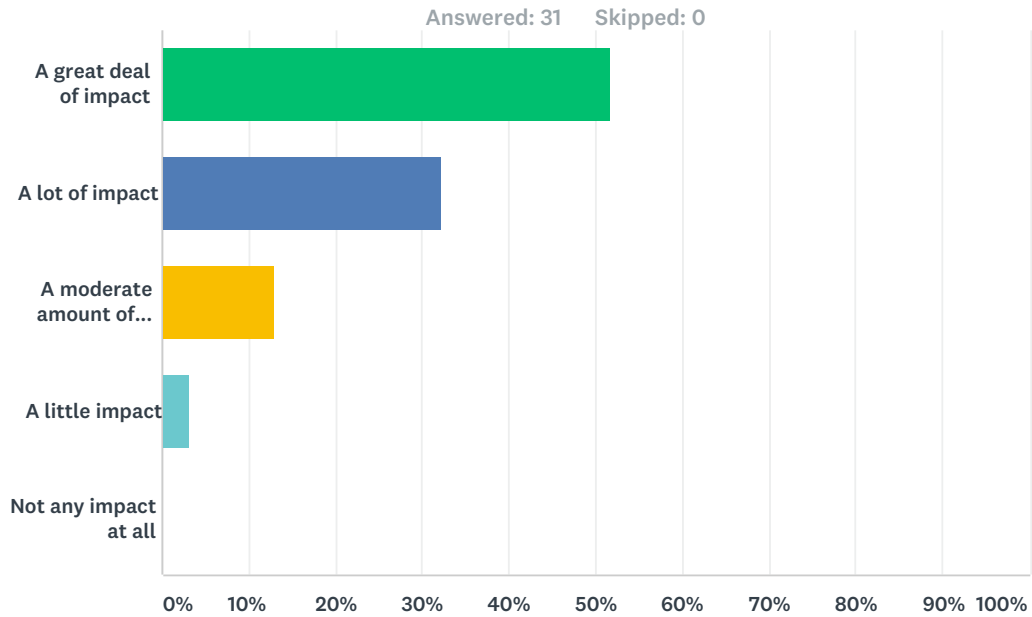
Answer Choices	Responses	
Only been once	0.00%	0
Less than six months	3.33%	1
Six months to a year	10.00%	3
1 - 2 years	83.33%	25
I haven't made a purchase yet	3.33%	1
Total		30

Q12 How long have you been a costumer of the Growhampton Farmers Market?



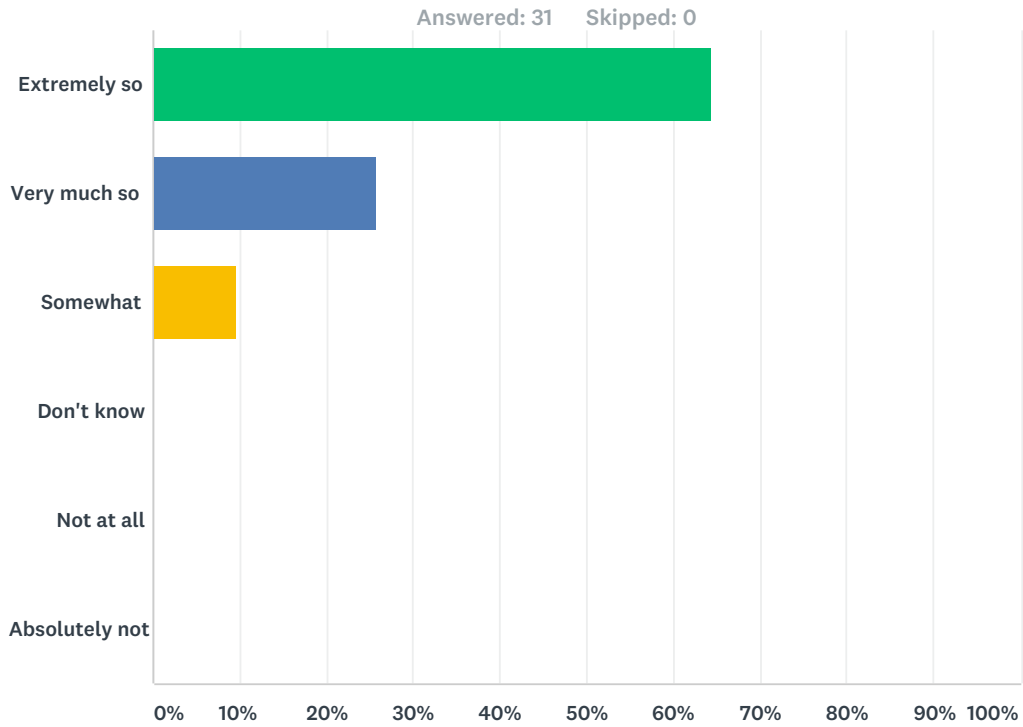
Answer Choices	Responses	
Only been once	10.71%	3
Less than six months	0.00%	0
Six months to a year	7.14%	2
1-2 years	60.71%	17
3 years or more	21.43%	6
I haven't made a purchase yet	0.00%	0
Total		28

Q13 How much of an impact do you feel that Growhampton has across the university landscape?



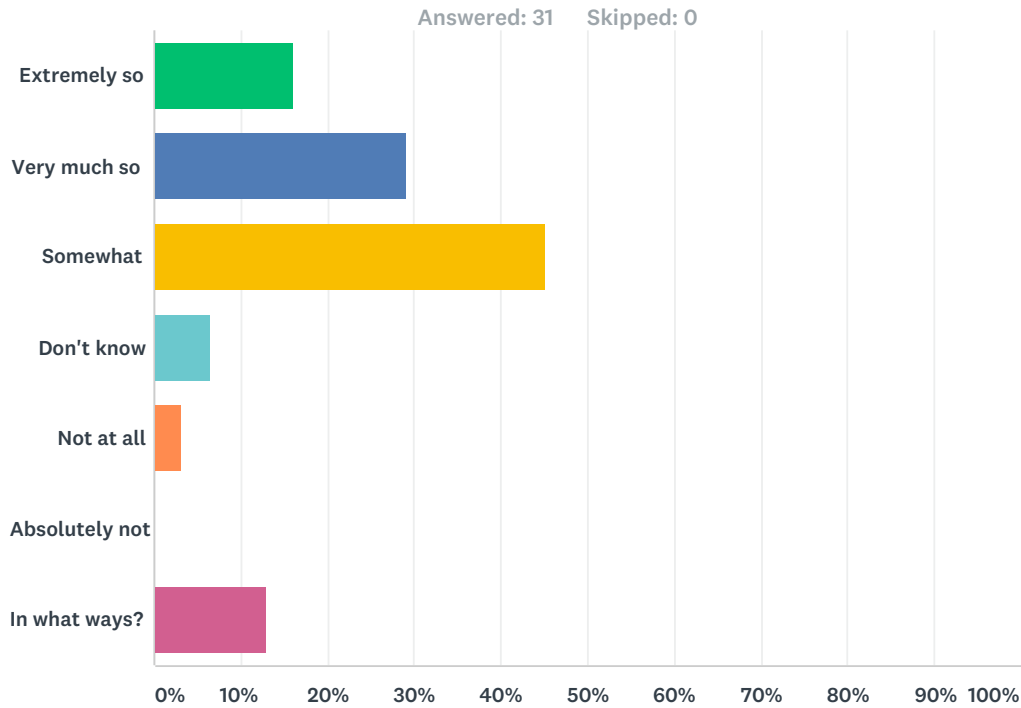
Answer Choices	Responses	
A great deal of impact	51.61%	16
A lot of impact	32.26%	10
A moderate amount of impact	12.90%	4
A little impact	3.23%	1
Not any impact at all	0.00%	0
Total		31

Q14 Is Growhampton contributing positively to your experience working at the university?



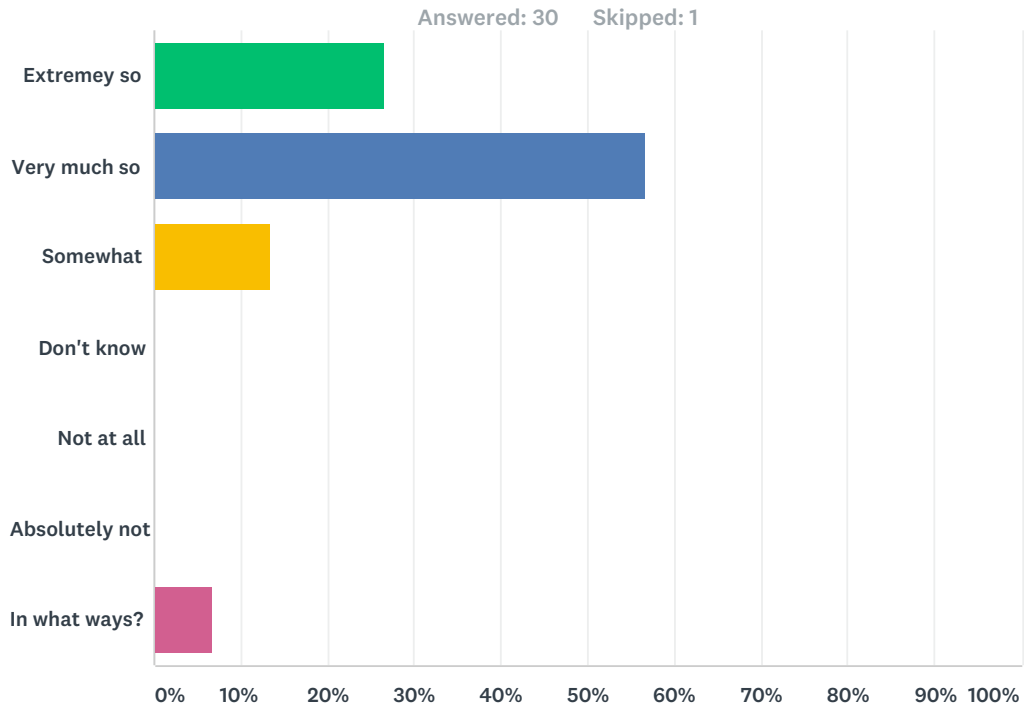
Answer Choices	Responses
Extremely so	64.52% 20
Very much so	25.81% 8
Somewhat	9.68% 3
Don't know	0.00% 0
Not at all	0.00% 0
Absolutely not	0.00% 0
Total	31

Q15 Do you feel that the university is engaging its staff and student with environment and sustainability?



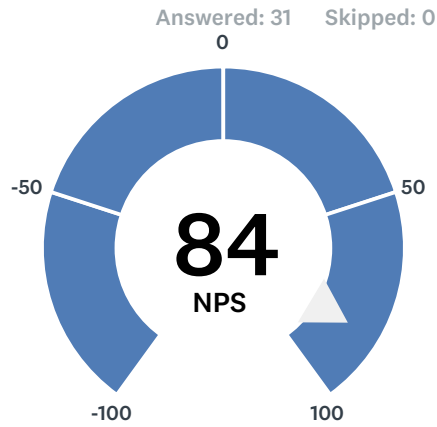
Answer Choices	Responses
Extremely so	16.13% 5
Very much so	29.03% 9
Somewhat	45.16% 14
Don't know	6.45% 2
Not at all	3.23% 1
Absolutely not	0.00% 0
In what ways?	12.90% 4
Total Respondents: 31	

Q16 Do you feel that Growhampton is engaging staff and students at the university with environment and sustainability?



Answer Choices	Responses	
Extremey so	26.67%	8
Very much so	56.67%	17
Somewhat	13.33%	4
Don't know	0.00%	0
Not at all	0.00%	0
Absolutely not	0.00%	0
In what ways?	6.67%	2
Total Respondents: 30		

Q17 How likely is it that you would recommend Growhampton to a friend or colleague?



DETRACTORS (0-6)	PASSIVES (7-8)	PROMOTERS (9-10)	NET PROMOTER® SCORE
0	16%	84%	84
0	5	26	

Q18 Do you have any other comments, questions, or concerns?

Answered: 9 Skipped: 22

Q19 Following completion of the survey you will be entered into a prize draw, please enter your email address if you would like to be part of the draw.

Answered: 20 Skipped: 11